

Fund Objective

The fund is of an open type, and it will invest in the shares of Saudi companies listed on the Saudi Stock Exchange, where the objectives of the "fund" are to achieve capital growth by investing mainly in initial issues and shares of newly listed companies during the first five years of their listing in the market. The Saudi Stock Exchange "Tadawul" by achieving a positive relative return compared to the indicative index, which is the BMK Index and Standard & Poor's for initial issues. The unit owner can obtain index information through the fund manager's website. The fund has the right to invest the cash available to it in money market tools and funds and funds Initial and licensed issuances from the Saudi Capital Market Authority. In addition, the fund will not distribute any profits to the unit holders, but all profits collected will be reinvested in the fund, which will be reflected in the unit price of the fund.

Fund Information As Follows

Fund start date:	29 October 2014
Unit price at subtraction:	10 SAR
Fund size:	2,102867.1009 SAR
Nav per unit:	12.6008 SAR
Fund type:	Open Ended
Fund currency:	SAR - Saudi Riyals
Level of risk:	High Risk
Benchmark:	S&P BMK IPO Index
Percentage of management fees for invested funds:	0.4%
Dealing/Evaluation Days :	Every Monday and Wednesday.
Ownership of fund investment:	Full Ownership 100% - Usufruct right 0%

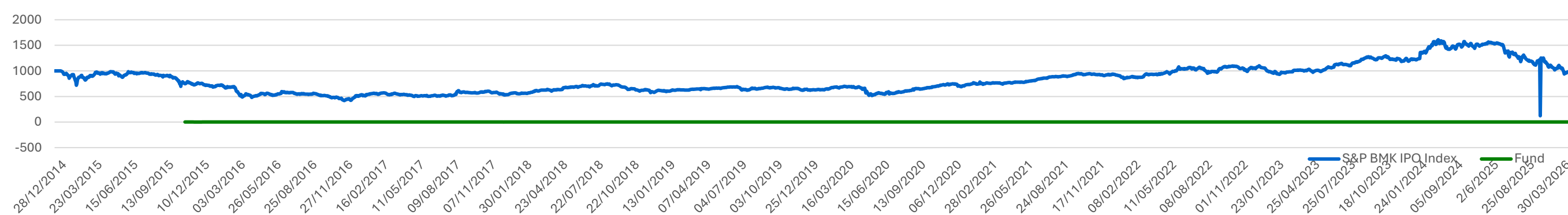
Price Information

Nav per unit:	12.6008 SAR
Change in unit Nav (compared to the previous quarter):	-0.441%
Total Fund Units:	161,400,0892 unit
Total net assets:	2,033,118,9925 SAR
Total Expense Ratio (TER) (of the fund's average net assets) (1.2%):	69,098.2345

Performance	1 month	3 months	(YTD)	One year	3 years	5 years
Fund performance	0.22%	-3.07%	-3.07%	-11.8%	-15.09%	-6.34%
Index performance	4.63%	-3.58%	-3.58%	-31.70%	-33.80%	28.30%
Performance difference	-4.41%	0.51%	0.51%	19.93%	18.71%	-34.64%

Performance Statistics	1 month	3 months	(YTD)	One year	3 years	5 years
Standard deviation	1.96%	17.66%	17.66%	44.64%	65.74%	56.61%
Sharp indicator	-5.00%	-0.28%	-0.28%	0.33%	0.20%	-0.71%
Beta	4.46%	0.34%	0.34%	7.30%	0.05%	0.06%
Alpha	-0.04%	0.01%	0.01%	0.20%	0.19%	-0.35%
Information Index	-2.25%	0.03%	0.03%	0.45%	0.28%	-0.61%
Tracking Error	-4.41%	0.51%	0.51%	19.93%	18.71%	-34.64%

Performance Graph Since Inception Of The Fund



Formulas Utilized For Assessing Performance & Risk Measures

Standard Deviation = Square root of the variance of portfolio returns

Sharpe Ratio = (Portfolio return - Risk-free rate) ÷ Standard deviation of portfolio returns

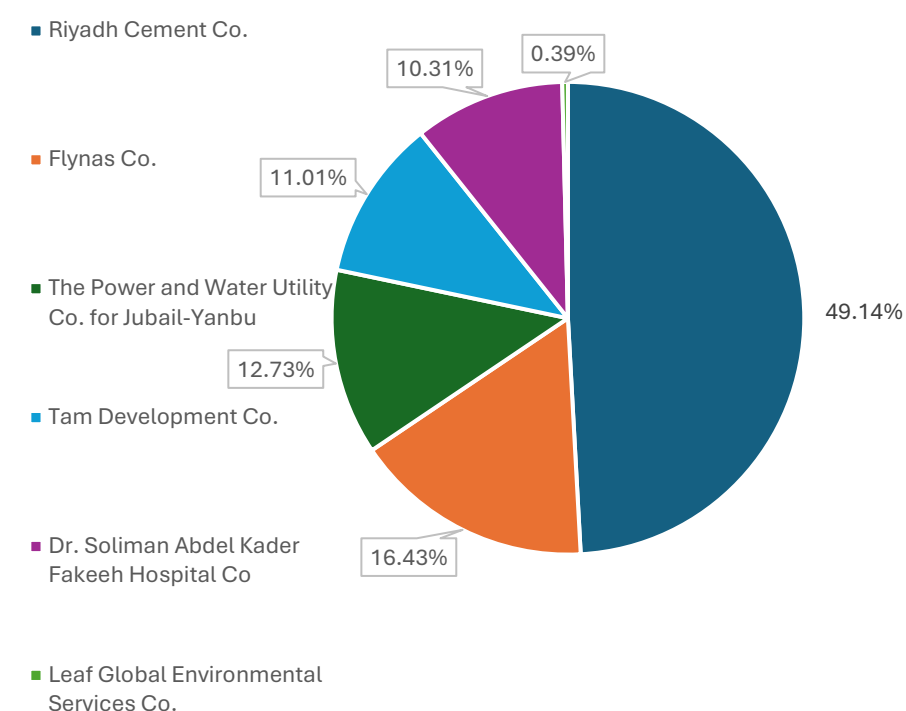
Tracking Error = StDv of the difference between portfolio returns and benchmark returns × Square root of the number of periods in a year

Beta = Covariance between portfolio returns and benchmark returns ÷ Variance of benchmark returns

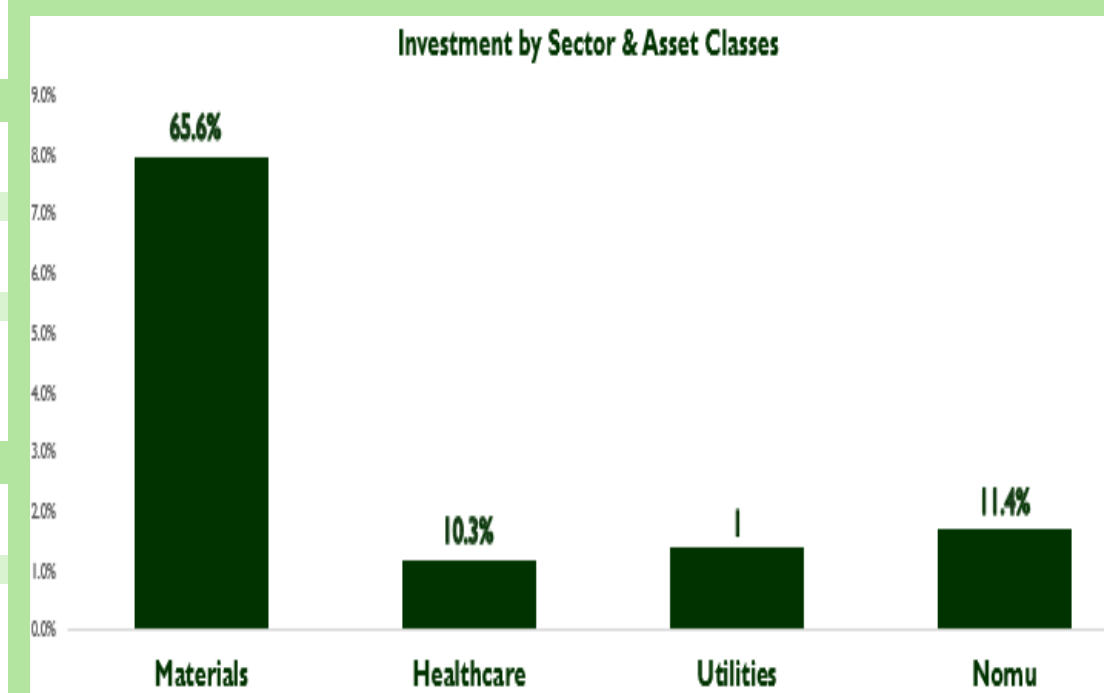
Alpha = Portfolio return - [Risk-free rate + (Beta × (Benchmark return - Risk-free rate))]

Information Index = (Portfolio return - Benchmark return) ÷ Tracking Error

The Fund's Top 10 Investments



A Graph Indicating The Fund's Asset Distribution



The contact information is as follows:

Phone number: +966 11 5130248

Website: www.bmk.com.sa

E-mail: Info@bmk.com.sa

E-mail: operations@bmk.com.sa

Bait Al Mal Al Khaleeji or its directors, staff makes no warranty, representation or undertaking whether expressed or implied, nor does it assume any legal liability whether direct or indirect, or responsibility for the accuracy, completeness or usefulness of any information that is contained in this material. Past performance is neither an indication nor a guarantee of future returns. The value of units and income may appreciate or depreciate; investors may receive less than what they have originally invested. Additionally, fees charged on funds and currency exchange rates may have additional adverse effects. Detailed and specific information related to the product is provided in the terms and conditions applicable to the fund which should be read and understood prior to entering into it. Fund investments are subject to market risk, read terms and conditions and all related documents carefully.