
















# BMK Saudi Freestyle Equity Fund Sharia Compliant

Monthly Fact Sheet -30 June 2021



بيت المال الخليجي

-  **Inception Date** : May 19 2019
-  **Inception Price** : 10 SAR
-  **Type** : Open Fund
-  **Base Currency** : Saudi Riyal
-  **Minimum Sub/Red** : 2,000 SAR
-  **Additional Subscripition** : 2,000 SAR
-  **Subscription Fees** : 2%
-  **Management Fees** : 1.90%
-  **Early Redemption Fees** : 1%
-  **Valuation Days** : Monday & Wednesday
-  **Announcement Days** : Tuesday & Thursday
-  **Auditor** : Baker Tilly
-  **Custodian** : Riyad Capital
-  **Benchmark** : BMK Saudi Equity Sharia Compliant Index
-  **Fund Manager Contact Info**

*Bait Al Mal Al Khaleeji*

*Al Shatea Plaza, Prince Mohammed Bin Fahd St*

*PO.BOX 9177, Dammam 31413, Saudi Arabia*

*Tel : +966 13 831 6666, Fax : +966 13 831 6600*

*Email : funds@bmk.com.sa*

*Website : www.bmk.com.sa*

## Fund Objective

To provide long term capital growth by investing in Saudi equities and REITs during the initial public offering period and listed equities in Tadawul All Share Index (TASI). Fund also investing in rights issue, public investment funds with similar investment strategy, IPO funds, and money market funds in the main Saudi stock market that comply with the Shariah Committee's regulations and licensed by the Capital Market Authority.

## Performance Comparison

Particulars	Fund	Index
Monthly	-0.45%	3.70%
YTD	16.03%	25.74%
Since Inception	30.98%	37.75%

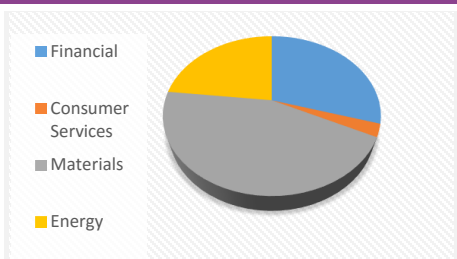
## NAV Values

Particulars	Value
Net Asset Value	34,448,930
NAV/Unit	13.0980
Number of Units	2,630,093

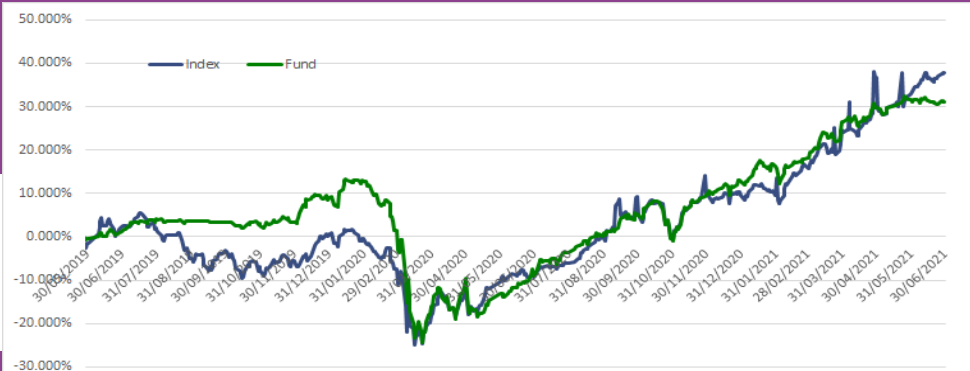
## Top 5 Shares

Company	Symbol	Fund
Bank Al Jazira	1020	6.30%
Arabian Cement	3010	5.97%
Saudi Cement	3030	5.88%
Alinma Bank	1150	5.03%
Eastern Cement	3080	4.60%

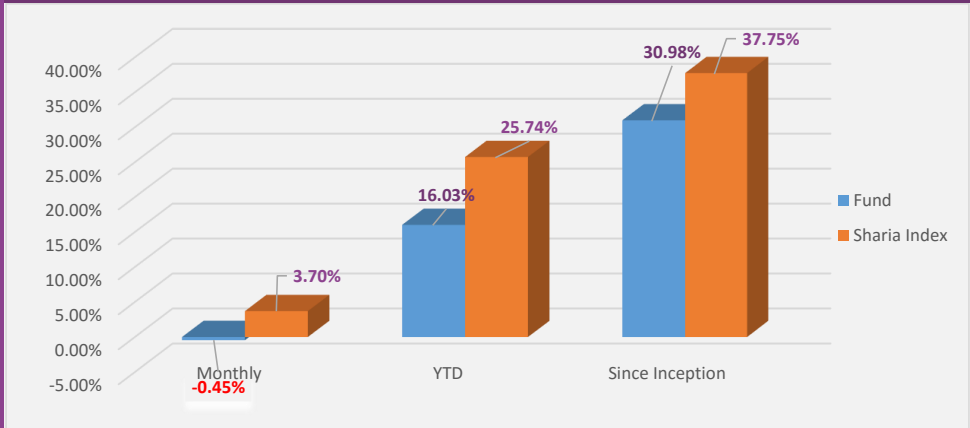
## Sector Diversification



## Performance Chart Since Inception



## Performance Chart Since Inception



Click for



Terms & Conditions

Bait Al Mal Al Khaleeji or its directors, staff makes no warranty, representation or undertaking whether expressed or implied, nor it does it assume any legal liability whether direct or indirect, or responsibility for the accuracy, completeness or usefulness of any information that is contained in this material. Past performance is neither an indication nor a guarantee of future returns. The value of units and income may appreciate or depreciate; investors may receive less than what they have originally invested. Additionally, fees charged on funds and currency exchange rates may have additional adverse effects. Detailed and specific information related to the product is provided in the terms and conditions applicable to the fund which should be read and understood prior to entering into it. Fund investments are subject to market risk, read terms and conditions and all related documents carefully