

# BMK IPO Fund

Monthly Fact Sheet - 31 March 2021



بيت المال الخليجي

	<b>Inception Date</b>	: <b>October 29 2014</b>
	<b>Inception Price</b>	: <b>10 SAR</b>
	<b>Type</b>	: <b>Open Fund</b>
	<b>Benchmark</b>	: <b>S&amp;P BMK IPO Index</b>
	<b>Base Currency</b>	: <b>Saudi Riyal</b>
	<b>Minimum Sub/Red</b>	: <b>2,000 SAR</b>
	<b>Additional Subscripion</b>	: <b>2,000 SAR</b>
	<b>Subscription Fees</b>	: <b>3%</b>
	<b>Management Fees</b>	: <b>1.90%</b>
	<b>Early Redemption Fees</b>	: <b>1.50%</b>
	<b>Valuation Days</b>	: <b>Monday &amp; Wednesday</b>
	<b>Announcement Days</b>	: <b>Tuesday &amp; Thursday</b>
	<b>Auditor</b>	: <b>Baker Tilly</b>
	<b>Custodian</b>	: <b>Riyad Capital</b>

**Fund Manager Contact Info**

**Bait Al Mal Al Khaleeji**

**Al Shatea Plaza, Prince Mohammed Bin Fahd St**

**PO.BOX 9177, Dammam 31413, Saudi Arabia**

**Tel : + 966 13 831 6666, Fax : + 966 13 831 6600**

**Email : [funds@bmk.com.sa](mailto:funds@bmk.com.sa)**

**Website : [www.bmk.com.sa](http://www.bmk.com.sa)**

**Fund Objective**

The Fund is an open-ended Fund and will invest in Saudi listed companies. The Fund objective is to achieve capital appreciation by investing primarily in IPOs and newly listed companies in the Saudi Stock market during their first five years of listing and earning a positive return relative to the benchmark, the BMK Standard & Poor's IPO Index. Unit holders may refer to the Fund Manager website to obtain information about the index. The Fund is entitled to invest available liquid cash in the money market Fund and instruments and IPO Funds that has been approved by the Saudi Capital Market Authority(CMA).The Fund will not distribute any dividend to unit holders. Rather, it will reinvest all dividend in the Fund, and this will be reflect in the price of the Fund units.

**Performance Comparison**

Particulars	Fund	BMK S&P
Monthly	3.37%	4.01%
YTD	1.60%	4.00%
Since Inception	37.09%	-20.62%

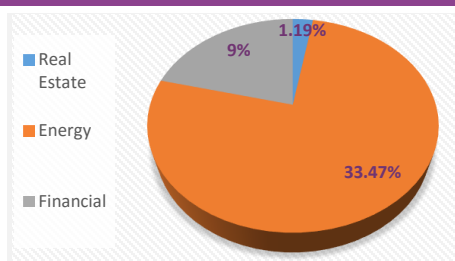
**NAV Values**

Particulars	Value
Net Asset Value	6,391,710
NAV/Unit	13.7091
Number of Units	466,239

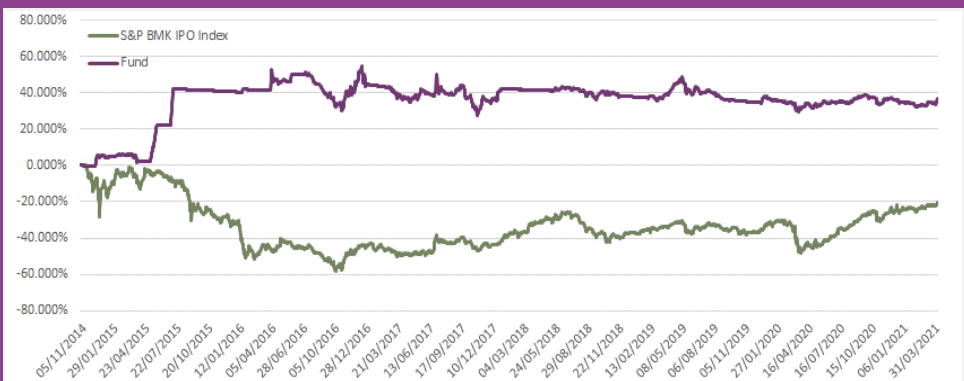
**Top 5 Shares**

Company	Symbol	Fund
Saudi Aramco	2222	33.47%
Amlak	1182	9.24%
Mefic Reit	4346	1.19%

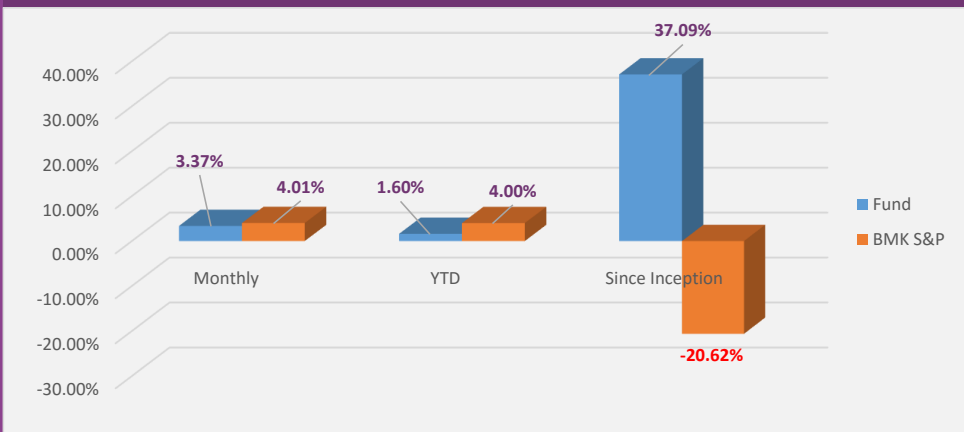
**Sector Diversification**



**Performance Chart Since Inception**



**Fund vs Index - Bar graph representation**



Bait Al Mal Al Khaleeji or its directors, staff makes no warranty, representation or undertaking whether expressed or implied, nor it does it assume any legal liability whether direct or indirect, or responsibility for the accuracy, completeness or usefulness of any information that is contained in this material. Past performance is neither an indication nor a guarantee of future returns. The value of units and income may appreciate or depreciate; investors may receive less than what they have originally invested. Additionally, fees charged on funds and currency exchange rates may have additional adverse effects. Detailed and specific information related to the product is provided in the terms and conditions applicable to the fund which should be read and understood prior to entering into it.