













BMK Saudi Equity Fund Fact Sheet

Monthly Fact Sheet -31 October 2021

 Inception Date	: May 07 2014
 Inception Price	: 10 SAR
 Type	: Open Fund
 Benchmark	: TASI
 Base Currency	: Saudi Riyal
 Minimum Sub/Red	: 2,000 SAR
 Additional Subscripion	2,000 SAR
 Subscription Fees	: 2%
 Management Fees	: 1.90%
 Early Redemption Fees	: 1%
 Valuation Days	: Monday & Wednesday
 Announcement Days	: Tuesday & Thursday
 Auditor	: Baker Tilly
 Custodian	: Riyad Capital

Fund Manager Contact Info

Bait Al Mal Al Khaleeji

Al Shatea Plaza, Prince Mohammed Bin Fahd St

PO.BOX 9177, Dammam 31413, Saudi Arabia

Tel : + 966 13 831 6666, Fax : + 966 13 831 6600

Email : funds@bmk.com.sa

Website : www.bmk.com.sa

Fund Objective

The Fund, which is an open investment fund, aims at capital growth over a long term through investment in the equity of the Saudi companies during the period of initial public offering, and in the shares listed in the Saudi Stock Market including the priority rights and the achievement of positive returns compared to the benchmark index, namely; the Saudi Stock Market Index (TASI), with the Possibility of cash dividends once a year after Obtaining the approval of the Fund's Board of Directors.

Performance Comparison

Particulars	Fund	TASI
Monthly	4.06%	1.81%
YTD	34.50%	34.69%
Since Inception	146.28%	20.11%

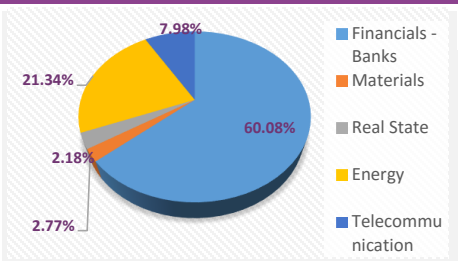
NAV Values

Particulars	Value
Net Asset Value	35,645,452
NAV/Unit	24.6282
Number of Units	1,447,342

Top 5 Shares

Company	Symbol	Percentage
Saudi Aramco	2222	18.2%
The Saudi National Bank	1180	16.1%
SAIB	1030	9.0%
Bank Al Jazira	1020	8.5%
Etiihad Etisalat	7020	8.0%

Sector Diversification



Performance Chart Since Inception



Click for



Terms & Conditions

Bait Al Mal Al Khaleeji or its directors, staff makes no warranty, representation or undertaking whether expressed or implied, nor it does it assume any legal liability whether direct or indirect, or responsibility for the accuracy, completeness or usefulness of any information that is contained in this material. Past performance is neither an indication nor a guarantee of future returns. The value of units and income may appreciate or depreciate; investors may receive less than what they have originally invested. Additionally, fees charged on funds and currency exchange rates may have additional adverse effects. Detailed and specific information related to the product is provided in the terms and conditions applicable to the fund which should be read and understood prior to entering into it. Fund investments are subject to market risk, read terms and conditions and all related documents carefully

Fund vs Index - Bar graph representation

