

BMK IPO Fund

Monthly Fact Sheet -30 September 2021



بيت المال الخليجي

| | | |
|--|-------------------------------|---------------------------------|
| | Inception Date | : October 29 2014 |
| | Inception Price | : 10 SAR |
| | Type | : Open Fund |
| | Benchmark | : S&P BMK IPO Index |
| | Base Currency | : Saudi Riyal |
| | Minimum Sub/Red | : 2,000 SAR |
| | Additional Subscripton | : 2,000 SAR |
| | Subscription Fees | : 3% |
| | Management Fees | : 1.90% |
| | Early Redemption Fees | : 1.50% |
| | Valuation Days | : Monday & Wednesday |
| | Announcement Days | : Tuesday & Thursday |
| | Auditor | : Baker Tilly |
| | Custodian | : Riyad Capital |

Fund Manager Contact Info

Bait Al Mal Al Khaleeji

Al Shatea Plaza, Prince Mohammed Bin Fahd St

PO.BOX 9177, Dammam 31413, Saudi Arabia

Tel : + 966 13 831 6666, Fax : + 966 13 831 6600

Email : funds@bmk.com.sa

Website : www.bmk.com.sa

Fund Objective

The Fund is an open-ended Fund and will invest in Saudi listed companies. The Fund objective is to achieve capital appreciation by investing primarily in IPOs and newly listed companies in the Saudi Stock market during their first five years of listing and earning a positive return relative to the benchmark, the BMK Standard & Poor's IPO Index. Unit holders may refer to the Fund Manager website to obtain information about the index. The Fund is entitled to invest available liquid cash in the money market Fund and instruments and IPO Funds that has been approved by the Saudi Capital Market Authority(CMA).The Fund will not distribute any dividend to unit holders. Rather, it will reinvest all dividend in the Fund, and this will be reflect in the price of the Fund units.

Performance Comparison

| Particulars | Fund | BMK S&P |
|-----------------|--------|---------|
| Monthly | 1.33% | -0.92% |
| YTD | 3.89% | 21.94% |
| Since Inception | 40.17% | -6.93% |

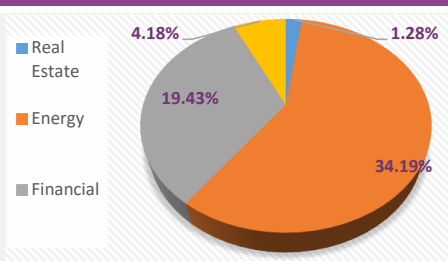
NAV Values

| Particulars | Value |
|-----------------|-----------|
| Net Asset Value | 6,257,917 |
| NAV/Unit | 14.0172 |
| Number of Units | 446,445 |

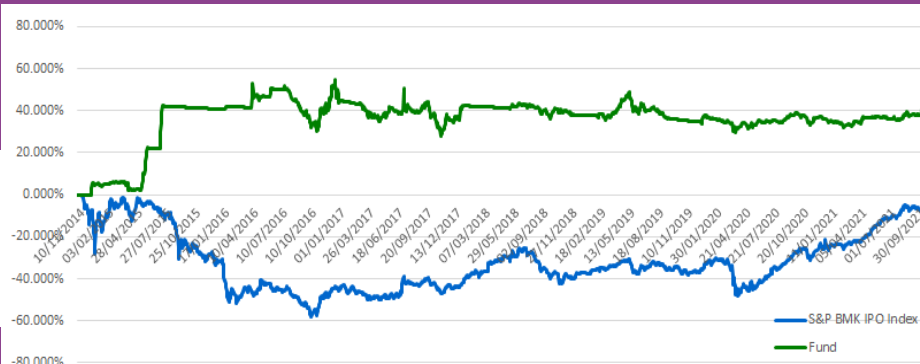
Top 5 Shares

| Company | Symbol | Fund |
|-----------------|--------|--------|
| Saudi Aramco | 2222 | 34.19% |
| Amlak | 1182 | 19.43% |
| Sulotion By STC | 7202 | 4.18% |
| Mefic Reit | 4346 | 1.28% |

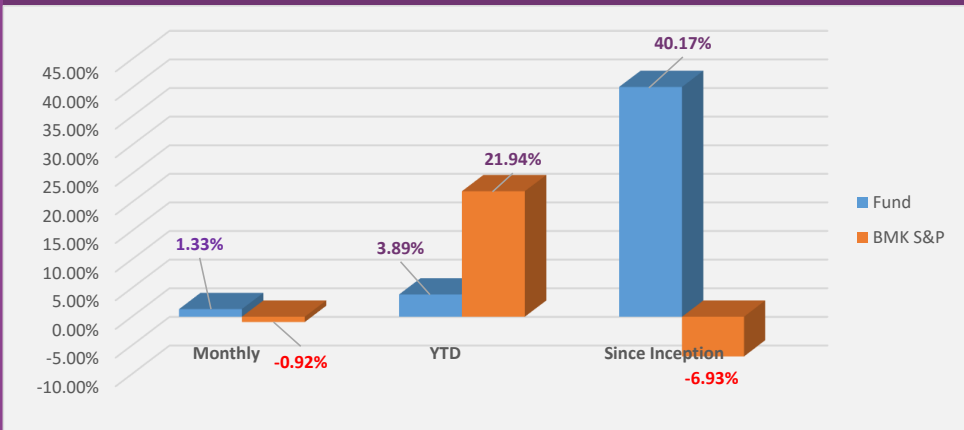
Sector Diversification



Performance Chart Since Inception



Fund vs Index - Bar graph representation



Click for



Terms & Conditions

Bait Al Mal Al Khaleeji or its directors, staff makes no warranty, representation or undertaking whether expressed or implied, nor it does it assume any legal liability whether direct or indirect, or responsibility for the accuracy, completeness or usefulness of any information that is contained in this material. Past performance is neither an indication nor a guarantee of future returns. The value of units and income may appreciate or depreciate; investors may receive less than what they have originally invested. Additionally, fees charged on funds and currency exchange rates may have additional adverse effects. Detailed and specific information related to the product is provided in the terms and conditions applicable to the fund which should be read and understood prior to entering into it. Fund investments are subject to market risk, read terms and conditions and all related documents carefully