

BMK Saudi Freestyle Equity Fund

Fourth Quarter of 31 Dec 2025



Fund Objective

The fund, which is an open-ended investment fund, aims to grow capital in the long term by investing in shares of Saudi companies and real estate traded funds (REIT) during the initial public offering period in the main market for Saudi stocks and shares listed in the main market index (TASI), including Priority rights, and investing in public investment funds with a similar investment strategy, initial issuance funds and money market funds that comply with the regulations of the Shariah Committee and are licensed by the Capital Market Authority.

Fund Information As Follows

Fund start date:	19 May 2019
Unit price at subtraction:	10 SAR
Fund size:	6,094,015.69 SAR
Nav per unit:	13.5095 SAR
Fund type:	Open Ended
Fund currency:	SAR - Saudi Riyals
Level of risk:	High Risk
Benchmark:	Ideal Ratings Index for Saudi Stocks Compliant with the Regulations Shariah Committee - BMK
Percentage of management fees for invested funds:	1.90%
Dealing/Evaluation Days :	Every Monday and Wednesday.
Ownership of fund investment:	Full Ownership 100% - Usufruct right 0%

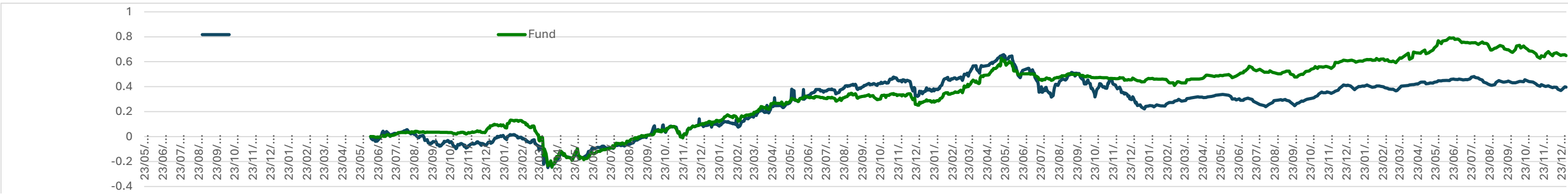
Price Information

Nav per unit:	13.5095 SAR
Change in unit Nav (compared to the previous quarter):	-0.3069%
Total Fund Units:	443,080.6 unit
Total net assets:	5,985,026.71 SAR
Total Expense Ratio (TER) (of the fund's average net assets) (1%):	108,225.14

Performance	1 month	3 months	(YTD)	One year	3 years	5 years
Fund performance	-1.07%	-8.66%	-16.45%	-10.34%	-7.79%	22.87%
Index performance	-1.24%	-10.02%	-16.00%	-13.81%	0.10%	19.85%
Performance difference	0.17%	1.37%	-0.45%	3.46%	-7.90%	3.02%

Performance Statistics	1 month	3 months	(YTD)	One year	3 years	5 years
Standard deviation	12.70%	50.22%	108.64%	105.69%	102.57%	157.83%
Sharp indicator	0.43%	-0.08%	-0.19%	-0.02%	-0.130%	-0.02%
Tracking Error	0.17%	1.37%	1.36%	3.46%	-7.90%	3.02%
Alpha	0.0017%	0.01%	0.01%	0.035%	-0.079%	0.030%
Information Index	0.01%	0.03%	0.01%	0.03%	-0.08%	0.02%
Beta	0.66%	0.85%	0.63%	0.65%	0.46%	0.34%

Performance Graph Since Inception Of The Fund



Formulas Utilized For Assessing Performance & Risk Measures

Standard Deviation = Square root of the variance of portfolio returns

Sharpe Ratio = (Portfolio return – Risk-free rate) ÷ Standard deviation of portfolio returns

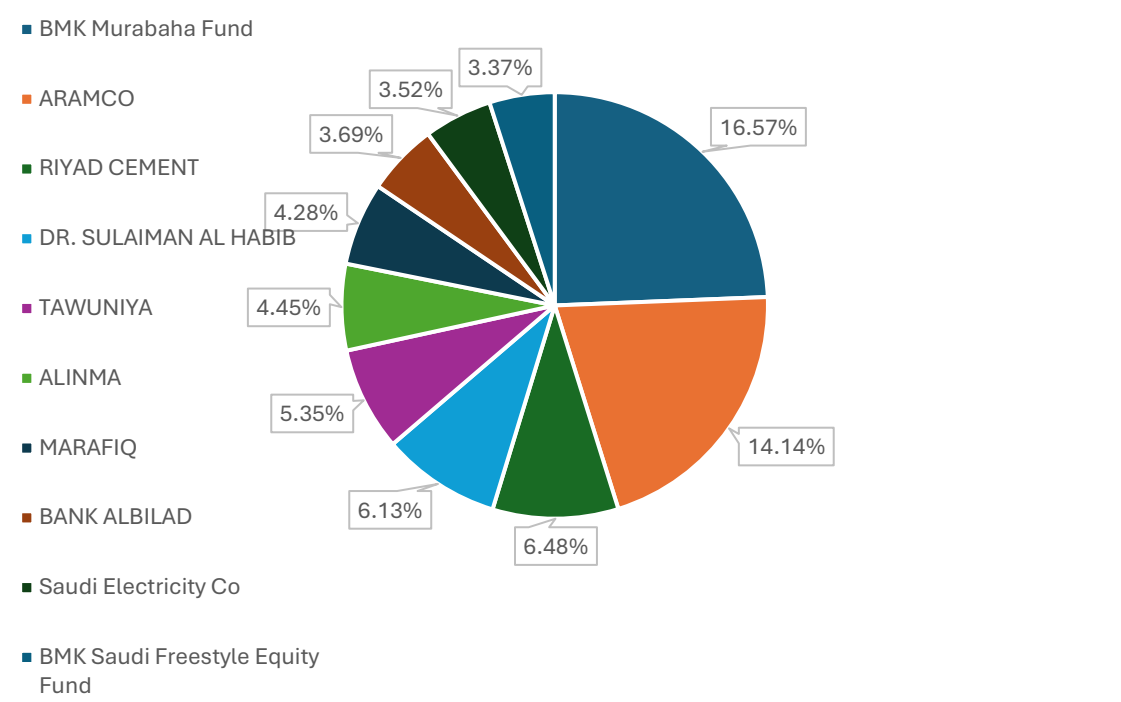
Tracking Error = StDv of the difference between portfolio returns and benchmark returns × Square root of the number of periods in a year

Beta = Covariance between portfolio returns and benchmark returns ÷ Variance of benchmark returns

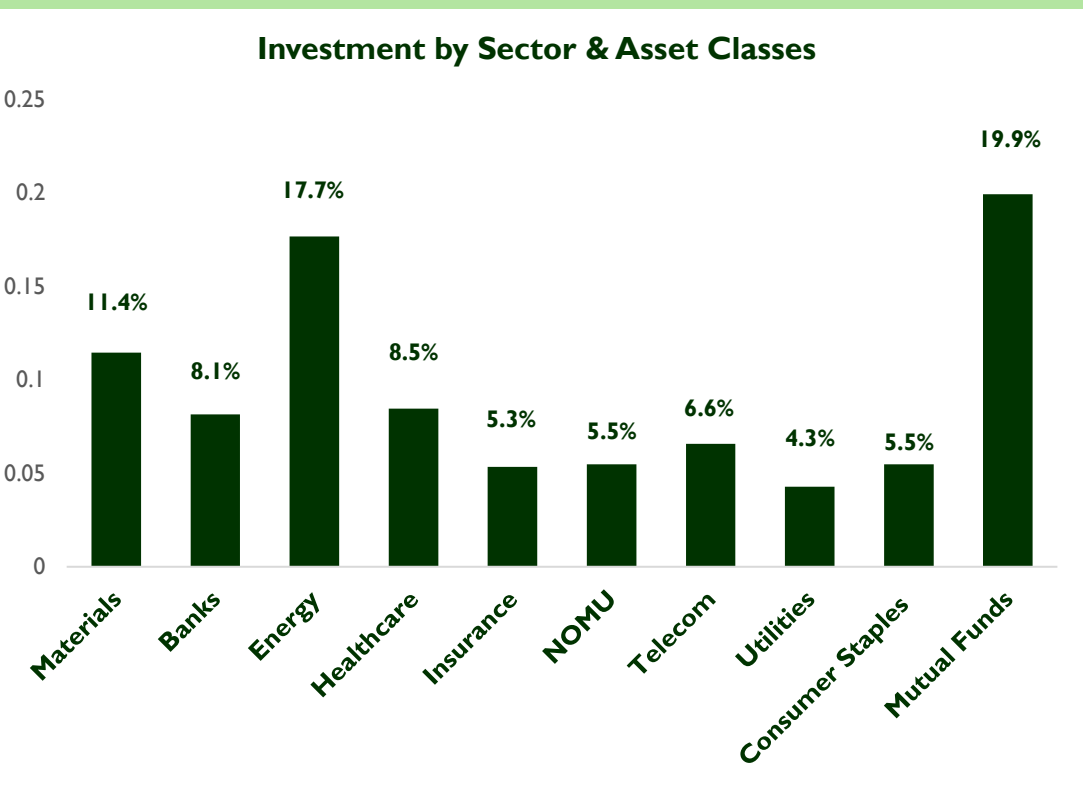
Alpha = Portfolio return – [Risk-free rate + (Beta × (Benchmark return – Risk-free rate)]

Information Index = (Portfolio return – Benchmark return) ÷ Tracking Error

The Fund's Top 10 Investments



A Graph Indicating The Fund’s Asset Distribution



The contact information is as follows:

Phone number: +966 11 5130248

Website: [www.bmk.com.sa](http://www.bmk.com.sa)

E-mail: [Info@bmk.com.sa](mailto:Info@bmk.com.sa)

E-mail: [operations@bmk.com.sa](mailto:operations@bmk.com.sa)

Bait Al Mal Al Khaleeji or its directors, staff makes no warranty, representation or undertaking whether expressed or implied, nor it does it assume any legal liability whether direct or indirect, or responsibility for the accuracy, completeness or usefulness of any information that is contained in this material . Past performance is neither an indication nor a guarantee of future returns. The value of units and income may appreciate or depreciate; investors may receive less than what they have originally invested. Additionally, fees charged on funds and currency exchange rates may have additional adverse effects. Detailed and specific information related to the product is provided in the terms and conditions applicable to the fund which should be read and understood prior to entering into it. Fund investments are subject to market risk, read terms and conditions and all related documents carefully.