










# BMK Saudi Equity Fund Fact Sheet

Monthly Fact Sheet - 31 January 2021



	<b>Inception Date</b>	: May 07 2014
	<b>Inception Price</b>	: 10 SAR
	<b>Type</b>	: Open Fund
	<b>Benchmark</b>	: TASI
	<b>Base Currency</b>	: Saudi Riyal
	<b>Minimum Sub/Red</b>	: 2,000 SAR
	<b>Additional Subscripion</b>	2,000 SAR
	<b>Subscription Fees</b>	: 2%
	<b>Management Fees</b>	: 1.90%
	<b>Early Redemption Fees</b>	: 1%
	<b>Valuation Days</b>	: Monday & Wednesday
	<b>Announcement Days</b>	: Tuesday & Thursday
	<b>Auditor</b>	: Baker Tilly
	<b>Custodian</b>	: Riyad Capital

**Fund Manager Contact Info**

*Bait Al Mal Al Khaleeji*

*Al Shatea Plaza, Prince Mohammed Bin Fahd St*

*PO.BOX 9177, Dammam 31413, Saudi Arabia*

*Tel : + 966 13 831 6666, Fax : + 966 13 831 6600*

*Email : funds@bmk.com.sa*

*Website : www.bmk.com.sa*

**Fund Objective**

The Fund, which is an open investment fund, aims at capital growth over a long term through investment in the equity of the Saudi companies during the period of initial public offering, and in the shares listed in the Saudi Stock Market including the priority rights and the achievement of positive returns compared to the benchmark index, namely; the Saudi Stock Market Index ( TASI ), with the Possibility of cash dividends once a year after Obtaining the approval of the Fund's Board of Directors.

**Performance Comparison**

Particulars	Fund	TASI
Monthly	-0.53%	0.15%
YTD	-0.53%	0.15%
Since Inception	82.13%	-10.69%

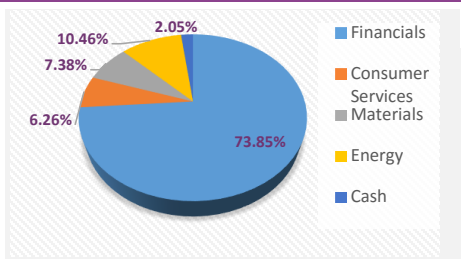
**NAV Values**

Particulars	Value
Net Asset Value	26,829,345
NAV/Unit	18.2133
Number of Units	1,473,061

**Top 5 Shares**

Company	Symbol	Percentage
Saudi Aramco	2222	10.46%
Riyad Bank	1010	9.71%
SAMBA	1090	9.68%
SAIB	1030	9.50%
NCB	1180	9.40%

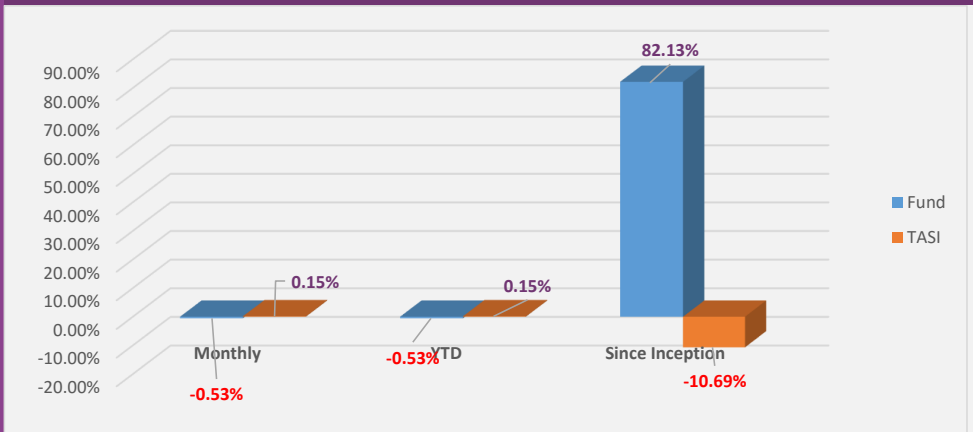
**Sector Diversification**



**Performance Chart Since Inception**



**Performance Chart Since Inception**



Bait Al Mal Al Khaleeji or its directors, staff makes no warranty, representation or undertaking whether expressed or implied, nor it does it assume any legal liability whether direct or indirect, or responsibility for the accuracy, completeness or usefulness of any information that is contained in this material. Past performance is neither an indication nor a guarantee of future returns. The value of units and income may appreciate or depreciate; investors may receive less than what they have originally invested. Additionally, fees charged on funds and currency exchange rates may have additional adverse effects. Detailed and specific information related to the product is provided in the terms and conditions applicable to the fund which should be read and understood prior to entering into it.